



Cessna
A Textron Company

N19688



Preflight	
Interior	
POH	Onboard
Hobbs/Tach	Check
Control lock	Removed
Primer	Locked
Ignition	Off
Carb Heat	Cold
Avionics	Off
Master Switch	On
Fuel Quantity	Check
Lights + Pitot Heat	On/Check/Off
Avionics	On/Check/Off
Alternate Static	Off
Fuel Selector	Both
Flaps	Extend
Master Switch	Off
Elevator Trim	Neutral
Exterior	
L Fuselage	Check
Tail tiedown	Disconnect
Horizontal Stab	Check
Elevator + Rudder	Check
Trim Tab	Secure
Antennas	Check
R Fuselage	Check
R Flap	Check
R Aileron	Check
R Wingtip	Check
R Main Gear	Check
R Tiedown	Disconnect
R Leading Edge	Check
R Fuel Sumps	Sample
R Fuel Quantity	Check
Nose Fuel Sump	Sample
Engine Oil	6-8 Quarts
Engine Air Inlets	Clear
Propeller/Spinner	Check
Alternator Belt	Check
Air Filter	Clean/Clear
Nose Wheel	Check
Nose Static Source	Clear
L Fuel Sumps	Sample
L Fuel Quantity	Check
L Main Gear	Check
Pitot Tube	Clear
Stall Warning Opening	Clear
Fuel Vent	Clear
L Tiedown	Disconnect
L Leading Edge	Check
L Wingtip	Check
L Aileron	Check
L Flap	Check

Before Start	
Preflight	Complete
Passenger Brief	Complete
Seats + Seatbelts	Adjusted + Secure
Doors/Windows	Locked
Brakes	Test and Set
Circuit Breakers	Check In
Avionics	Off
Starting Engine	
Throttle	1/4" Open
Prop	High RPM
Mixture	Full Rich
Prime	Pump Throttle 2-3x
Master Switch	On
Beacon	On
Flaps	Up
Prop Area	Clear
Ignition	Start
Mixture	Rich when Running
Throttle	800 RPM
Oil Pressure	Check
Mixture	Lean for Taxi
Before Taxi	
Avionics	On
Transponder	ALT/1200
WX/ATIS	Obtain
Flight Instruments	Set
Brakes	Test
Before Takeoff - Run-Up	
Parking Brake	Set
Flight Controls	Free and Correct
Mixture	Rich
Throttle	1700 RPM
Engine Gauges	Check Green
L & R Magnetos	Check
≤ 150 RPM drop, ≤ 50 RPM difference	
Carb Heat	On/Check/Off
Throttle	Idle
Throttle	800 RPM
Mixture	Lean for Taxi
Trim	Neutral
Flaps	Set for Takeoff
Doors/Windows	Locked
Radios/Nav	Set
Parking Brake	Release
Emergency Takeoff Brief	
On Takeoff Roll	Action
Under 1,000' AGL	Action
Above 1,000' AGL	Action
Taking Runway	
Lights	On
Camera (XPNDR)	Set
Action	Mixture Rich







Takeoff - Climb	
Throttle	Max
Engine Gauges	Green
Airspeed	Increasing
	Vr 60 MPH
	Vy 80 MPH, Vx 68 MPH
Flaps (at altitude)	Retract
Oil Temperature	Monitor
Cruise	
Throttle	As Desired
Mixture	Set
Landing Light	Off
Engine Gauges	Green
Pre-Manuevers	
Area	Clear
Lights	On
Descent	
Throttle	As Desired
Mixture	Set
Fuel Selector	Both
Flight Instruments	Set
Engine Gauges	Monitor
Landing Light	On
Before Landing	
G.U.M.P.S.	Complete
Go Around	
Throttle	Max
Flaps	10°
Climb	80 MPH
Flaps (at alt)	Retract
After Landing - Taxi	
Flaps	Up
Mixture	Lean
Land/Strobe Lights	Off
Transponder	ALT/1200
Trim	Neutral
Securing	
Avionics	Off
Throttle	Idle
P-Lead	Check
Mixture	Idle Cutoff
Ignition	Off/Dash
Master Switch	Off
All Switches	Off
Windows	Closed
Control Lock	Installed
Fuel Selector	Left/Right
Tach/Hobbs	Record
Aircraft	Secure
Discrepancies	Write Up

Engine Failure on Takeoff	
Throttle	Idle
Brakes	Apply
Flaps	Retract
Mixture	Idle Cutoff
Ignition	Off
Master Switch	Off
Engine Failure after Takeoff	
Airspeed	75-80 MPH
Mixture	Idle cutoff
Fuel Selector	Off
Ignition Switch	Off
Wing Flaps	As Req.
Master Switch	Off
Engine Failure during Flight	
Airspeed	80 MPH
Fuel Selector	Both
Mixture	Rich
Ignition Switch	Both / Start
Forced Landing Without Power	
Airspeed	65-75 MPH
Mixture	Idle Cutoff
Fuel Selector	Off
Ignition	Off
Flaps	As Req.
Master Switch	Off
Doors	Unlatch
Touchdown	Tail low
Brakes	Apply heavily
Forced Landing With Power	
Airspeed	70 MPH
Flaps	20°
Field	Overfly / Inspect
Avionics	Off
Flaps	40° (final)
Master Switch	Off
Doors	Unlatch
Touchdown	Tail low
Ignition Switch	Off
Brakes	Apply heavily
Ditching / Water Landing	
Radio	Transmit Mayday
Squawk	7700
Heavy objects	Secure/Toss
Flaps	40°
Airspeed	70 MPH
Approach	High Winds, Into Light Winds, Parallel to Swells
Doors	Unlatch
Touchdown	Level Attitude
Face	Brace
ELT	Activate
Evacuate, Inflate flotation devices when clear of aircraft	

Engine Fire During Start	
Cranking	Continue
If Engine Starts	
Power	1700 RPM (3 mins)
Engine	Shutdown
If Engine Fails to Start	
Throttle	Full Open
Mixture	Idle Cutoff
Cranking	Continue
Fuel Selector	Off
Fire Extinguisher	Activate
Master Switch	Off
Ignition Switch	Off
Fire	Extinguish
Engine Fire During Flight	
Mixture	Idle Cutoff
Aux Fuel Pump	Off
Master Switch	Off
Cabin Heat/Air	Off
Airspeed	120 MPH
Forced Landing	Execute
Electrical Fire In Flight	
Master Switch	Off
Vents/Air/Heat	Closed/Off
Fire Extinguisher	Activate
Avionics Master	Off
Ignition Switch	On
All Other Switches	Off
After Fire Extinguished, Vent Cabin	
If Fire Is Extinguished, check req. elec.	
Master Switch	On
Circuit Breakers	Check (do not reset)
Radio Switches	Off
Avionics Master	On
Radio Switches	On one at a time
Cabin Fire	
Master Switch	Off
Vents/Air/Heat	Closed/Off
Fire Extinguisher	Activate
After Fire Extinguished, Vent Cabin	
Land as soon as possible	
Wing Fire	
Land/Taxi Lgts	Off
Nav Lights	Off
Strobe Lights	Off
Pitot Heat	Off
Landing With Flat Tire	
Wing Flaps	As Desired
Approach	Normal
Touchdown	Good Tire First

Electrical Malfunctions	
Over Voltage Light On	
Master Switch	Off
Master Switch	On
Over Voltage Light	Off
If Light Remains On	
Flight	Terminate ASAP
Ammeter Shows Discharge	
Avionics	Off
Master Alternator	On/Off/On
Electrical Load	Reduce
Flight	Terminate ASAP
Low Oil Pressure	
Power	Reduce
Flight	Terminate ASAP
Spin Recovery	
Power	Idle
Ailerons	Neutral
Rudder	Full Opposite
Hold until spin stops	
Elevator	Forward
Elevator	Recover
KWHP	
ATIS	132.1
Ground	125.0
Tower	135.0
SoCal Approach	120.4/134.2
SoCal Phone #	800-448-3724
Tower Phone #	818-896-5271
Vista Phone #	818-896-5224

V Speeds	
Vs0	52 MPH
Vs1	59 MPH
Vr	60 MPH
Vx	68 MPH
Vy	80 MPH
Va (2300 lbs)	122 MPH
Vfe	100 MPH
Vno	140 MPH
Vne	174 MPH
Final Appr.	70 MPH
Final Appr. (short)	68 MPH
Vbg	80 MPH

ATC LIGHT GUN SIGNALS FOR AIRCRAFT		
COLOR & TYPE	GROUND	AIR
 STEADY GREEN	Cleared for takeoff	Cleared to land
 FLASHING GREEN	Cleared for taxi	Return for landing (to be followed by steady green)
 STEADY RED	STOP!	Give way to other aircraft and continue circling
 FLASHING RED	Taxi clear of runway in use	Airport unsafe, do not land
 FLASHING WHITE	Return to starting point on airport	N/A
 ALTERNATING RED/GREEN	Exercise extreme caution	

